

roomly
my-roomly.com

quattro



Application:

Shelving system for perimeter and mid-floor, manufactured from square tube 25 x 25 mm.

Material and finish:






steel, powder-coated






Setting-out details:

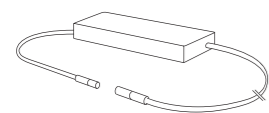
Centre 625 mm and 1275 mm for flush display.

Quattro bright

Flexible Shelving System – on four legs
This modular shelving system fits in any room – as a wall element, sideboard, freestanding cabinet or even as a room divider. The Lego-like frames can be configured and turned into your very own unique design including: Optional integrated 24v inside the frames for wireless illumination (warm and cold LEDs). Vast variety of colors for the powder-coated frames. Additional features such as doors, drawers, or hangers can be added. This is quattro – very individual ideas can be turned into reality!

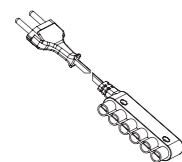
	outer frame unit electrified left, tube 25 x 25 mm, with power rail, height adjustable every 128 mm, depth 450 mm	L 1450	QB 025 100 10 steel, powder-coated white alu	⚡
		L 2500	QB 025 101 10 steel, powder-coated black QB 025 102 10 steel, powder-coated white alu QB 025 103 10 steel, powder-coated black	
	intermediate frame unit intermediate frame electrified, tube 25 x 25 mm, with power rail inside, height adjustable every 128 mm, depth 450 mm	L 1450	QB 025 104 10 steel, powder-coated white alu	⚡
		L 2500	QB 025 105 10 steel, powder-coated black QB 025 106 10 steel, powder-coated white alu QB 025 107 10 steel, powder-coated black	
	outer frame unit non-electrified right, tube 25 x 25 mm, height adjustable every 128 mm, depth 450 mm	L 1450	QB 025 108 10 steel, powder-coated white alu	
		L 2500	QB 025 109 10 steel, powder-coated black QB 025 110 10 steel, powder-coated white alu QB 025 111 10 steel, powder-coated black	
	outer frame unit electrified left, tube 25 x 25 mm, with power rail, with power connection for top timber display shelf, height adjustable every 128 mm, depth 450 mm	L 1450	QB 025 112 10 steel, powder-coated white alu	⚡
		L 2500	QB 025 113 10 steel, powder-coated black QB 025 114 10 steel, powder-coated white alu QB 025 115 10 steel, powder-coated black	
	intermediate frame unit electrified, tube 25 x 25 mm, with power rail, with power connection for top timber display shelf, height adjustable each 128 mm, depth 450 mm	L 1450	QB 025 116 10 steel, powder-coated white alu	⚡
		L 2500	QB 025 117 10 steel, powder-coated black QB 025 118 10 steel, powder-coated white alu QB 025 119 10 steel, powder-coated black	

	intermediate frame unit non-electrified, tube 25 x 25 mm, height adjustable every 128 mm, depth 450 mm	L 1450	QB 025 120 10 steel, powder-coated white alu	
		L 2500	QB 025 121 10 steel, powder-coated black QB 025 122 10 steel, powder-coated white alu QB 025 123 10 steel, powder-coated black	
	connector set consisting of 4 tubes 25 x 25 mm for connecting vertical frames	L 650	QB 025 800 10 steel, powder-coated white alu	
		L 1275	QB 025 801 10 steel, powder-coated black QB 025 802 10 steel, powder-coated white alu QB 025 803 10 steel, powder-coated black	
	connector set consisting of 4 tubes 25 x 25 mm for connecting vertical frames, with supports for timber panels	L 650	QB 025 804 10 steel, powder-coated white alu	
		L 1275	QB 025 805 10 steel, powder-coated black QB 025 806 10 steel, powder-coated white alu QB 025 807 10 steel, powder-coated black	
	connector set electrified, consisting of 4 tubes 25 x 25 mm for connecting vertical frames, 1 tube with LED recessed light unit, 9,6 watt per metre, 90 Lm/W, 24 V	L 650, 3000 K 4000 K	QB 025 808 10 QB 025 809 10 steel, powder-coated white alu	⚡
		3000 K 4000 K	QB 025 810 10 QB 025 811 10 steel, powder-coated black	
	set of 4 shelf supports for timber shelves, for use with connector set and vertical frames	L 1275, 3000 K 4000 K	QB 025 812 10 QB 025 813 10 steel, powder-coated white alu	
		3000 K 4000 K	QB 025 814 10 QB 025 815 10 steel, powder-coated black	
			QB 025 900 10 steel, powder-coated white alu QB 025 901 10 steel, powder-coated black	



+ LED driver 230 V, primary line 1000 mm, secondary line 250 mm	18 watt	BR 024 810 07	⚡
	36 watt	BR 024 812 07	
	50 watt	BR 024 814 07	
	75 watt	BR 024 816 07	
	100 watt	BR 024 818 07	

Halogen-free available on request



+ connecting line 230 V, high voltage, 3000 mm, Euro flat plug	6-way distributor	BR 024 831 07	⚡
	single round plug	BR 024 833 07	

+ UK plug for connecting line	BR 024 840 07
--------------------------------------	---------------

Halogen-free available on request



+ extension cable high voltage 230 V, with plug-system white colour	L 500 mm	BR 024 841 07	⚡
	L 1000 mm	BR 024 843 07	
	L 2000 mm	BR 024 847 07	

low voltage 24 V, with plug-system green colour	L 500 mm	BR 024 861 07
	L 1000 mm	BR 024 863 07
	L 2000 mm	BR 024 867 07

Halogen-free available on request



+ distributor high voltage 230 V, with plug-system white colour	2-way distributor	BR 024 893 07	⚡
	low voltage 24 V, with plug-system green colour	2-way distributor 6-way distributor	

Halogen-free available on request



shelf frame for timber or glass shelves, with LED lighting unit to front, 9,60 watt per metre, 90 Lm/W, 24 V, with possibility to attach side hanging rail	L 650, 3000 K 4000 K	QB 025 600 10 QB 025 601 10	⚡
	3000 K 4000 K	steel, powder-coated white alu QB 025 602 10 QB 025 603 10	
	L 1275, 3000 K 4000 K	steel, powder-coated black QB 025 604 10 QB 025 605 10	
	3000 K 4000 K	steel, powder-coated white alu QB 025 606 10 QB 025 607 10	
		steel, powder-coated black	



shelf frame non-electrified, for timber or glass shelves	L 650	QB 025 608 10 QB 025 609 10
	L 1275	steel, powder-coated black QB 025 610 10 steel, powder-coated white alu QB 025 611 10 steel, powder-coated black

	side hanging rail 25x25 mm, to be attached to shelf frame	L 650	QB 025 300 10 steel, powder-coated white alu QB 025 301 10 steel, powder-coated black QB 025 302 10 steel, powder-coated white alu QB 025 303 10 steel, powder-coated black
	front arm for use with side hanging rail	L 225	QB 025 400 10 steel, powder-coated white alu QB 025 401 10 steel, powder-coated black
	front arm double sided, for use with side hanging rail	L 450	QB 025 402 10 steel, powder-coated white alu QB 025 403 10 steel, powder-coated black
	metal shelf metal shelf electrified, with LED lighting unit to front, 9,60 watt per metre, 90 Lm/W, 24 V	L 650, 3000 K 4000 K	QB 025 612 10 QB 025 613 10 steel, powder-coated white alu QB 025 614 10 QB 025 615 10 steel, powder-coated black QB 025 616 10 QB 025 617 10 steel, powder-coated white alu QB 025 618 10 QB 025 619 10 steel, powder-coated black
	metal shelf metal shelf, non-electrified	L 650	QB 025 620 10 steel, powder-coated white alu QB 025 621 10 steel, powder-coated black QB 025 622 10 steel, powder-coated white alu QB 025 623 10 steel, powder-coated black
technical data (mm) item no./material			



Legend to symbols:

 electrified

Dimensions: *(stated in mm)*

L	length	∅	diameter
W	width	C	centre
H	height	→	landscape
D	depth	↑	portrait
t	thickness		

Load values: *(stated in kg)*

 -  corresponds to 1 – 60 kg

The following guidelines apply to the load values stated above:

- The load value listed refers to the merchandise elements only.
- Increasing lengths or depths of the fitting elements may lead to a reduced load value.
- The load values listed depend on the construction of the wall. Our calculation is based on installation into timber.
- Fittings may deflect to differing angles for a particular load value.

All rails and fitting elements are covered by patent or copyright.

We reserve the right to amend technical or formal details without prior notice.

Legal notice

roomly GmbH
Zeppelinstraße 8-12
88677 Markdorf
Germany

T +49 (0) 7544 95 30 700
F +49 (0) 7544 95 30 719
hello@roomly.com

Cooperation partner for the LED bright solution:
Elektra GmbH, www.elektra.de

roomly GmbH
All rights reserved

We do not take any responsibility for any errors or omissions. We reserve the right to amend technical or formal details without prior notice. The reprint and copies of the catalogue or parts of it are subject to the written approval by roomly GmbH.

Our general terms and conditions are available for download in pdf format at www.my-roomly.com